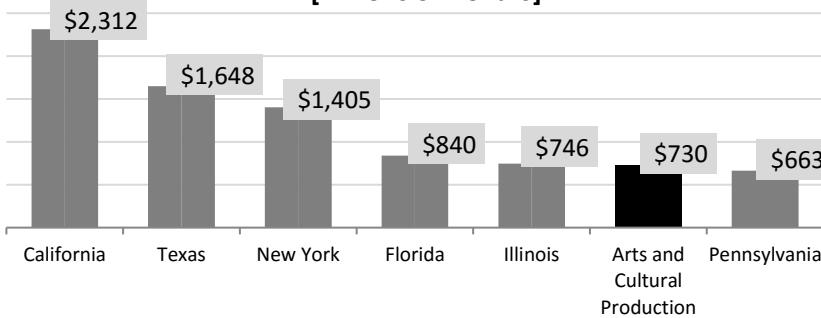




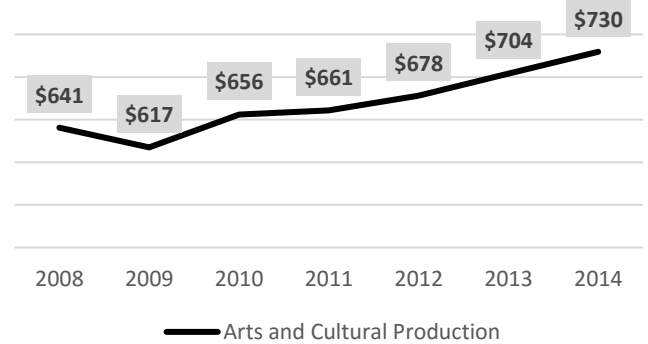
Arts Facts... Arts & Culture = 4.2 Percent of GDP

According to the U.S. Bureau of Economic Analysis, arts and cultural production contributed \$730 billion to the nation's economy in 2014. This represents 4.2 percent of the GDP—a larger share of the economy than transportation, tourism, or construction.

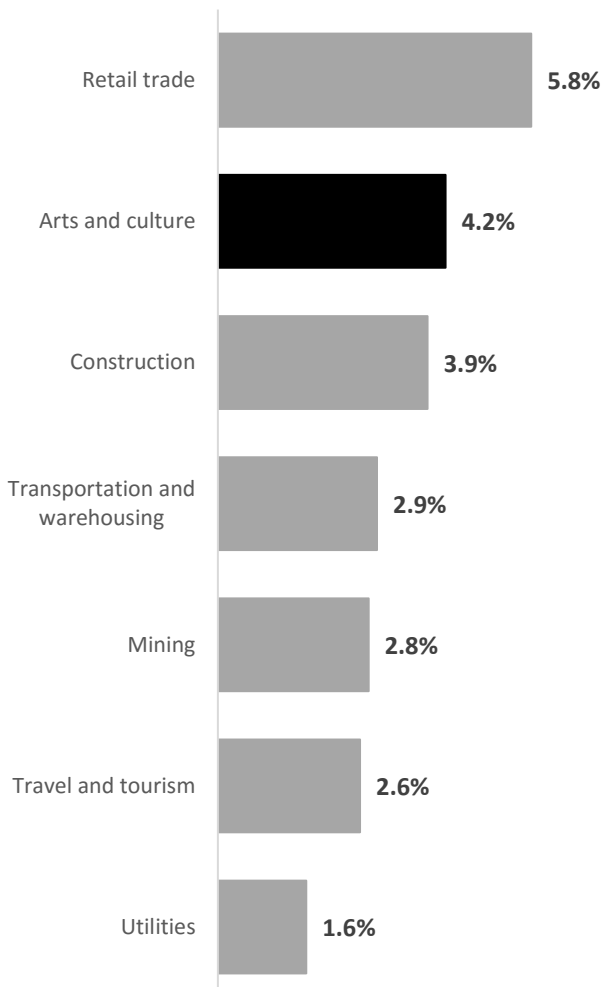
**Arts and Cultural Production Contribution to GDP
Larger than 45 States (2014)
[Billions of Dollars]**



**Contribution to the GDP by Arts and
Culture Industries
[Billions of Dollars]**



**Percentage Contributed to U.S.
GDP by selected sector: 2014**



The arts and culture sector is a \$730 billion industry, which represents 4.2 percent of the nation's Gross Domestic Product (GDP)—a larger share of the economy than transportation, tourism, or construction—according to the U.S. Bureau of Economic Analysis.

- The arts and cultural sector supported 4.8 million jobs in 2014, up from 4.7 million in 2013.
- In 2014, Arts and Culture's 4.2 percent of GDP represented a larger share of the economy than Construction (3.9 percent), Transportation (2.9 percent), and Travel and Tourism (2.6 percent), and was larger than 45 states' individual contributions to the GDP, including Pennsylvania (\$663 billion) and New Jersey (\$537 billion).
- The arts' contributions to GDP have grown 35 percent since 1998 (an annual rate of +1.79 percent).
- That the BEA measures [arts and cultural production](#) in the U.S. highlights the important role of the arts in building a healthy economy and ensuring our global competitiveness.

Sources: U.S. Bureau of Economic Analysis. Gross Domestic Product (GDP) by Industry, Current-Dollar GDP by State, 2011-2014, Arts and Cultural Production Satellite Account (ACPSA), Travel and Tourism Satellite Account, and Gross Domestic Product by Industry.